



EU TYPE-EXAMINATION CERTIFICATE

According to Annex IV, Part A of 2014/33/EU Directive

Certificate No.: EU-BD 906

Certification Body of the Notified Body: TÜV SÜD Industrie Service GmbH
Westendstr. 199
80686 Munich - Germany
Identification No. 0036

Certificate Holder: WARNER Electric Europe
7, rue de Champfleür
BP 20095
49124 Saint Barthélemy d'Anjou - France

Manufacturer of the Test Sample: WARNER Electric Europe
7, rue de Champfleür
BP 20095
49124 Saint Barthélemy d'Anjou - France
(Manufacturer of Serial Production – see Enclosure)

Product: Braking device acting on the shaft of the traction sheave, as part of the protection device against overspeed for the car moving in upwards direction and braking element against unintended car movement

Type: ERS FENIX 09
Size: 06-____, 10-____

Directive: 2014/33/EU

Reference Standards: EN 81-20:2014
EN 81-50:2014
EN 81-1:1998+A3:2009

Test Report: EU-BD 906 of 2016-01-22

Outcome: The safety component conforms to the essential health and safety requirements of the mentioned Directive as long as the requirements of the annex of this certificate are kept.

Date of Issue: 2016-01-22

Date of Validity: from 2016-04-20

Werner Rau
Werner Rau
Certification Body "lifts and cranes"



Annex to the EU Type-Examination Certificate No. EU-BD 906 of 2016-01-22



Industrie Service

1 Scope of application

1.1 Use as braking device – part of the the protection device against overspeed for the car moving in upwards direction – permissible brake torques and tripping rotary speeds

1.1.1 Permissible brake torques and maximum tripping rotary speeds of the traction sheave when the brake device acts on the shaft of the traction sheave while the car is moving upward

Size	Permissible brake torque [Nm]	Max. tripping rotary speed of the traction sheave [rpm]
06-____	1200 - 1900	300
06-____	1200 - 1600	400
10-____	1546 - 2904	300
10-____	1319 - 2684	500

1.1.2 Maximum tripping speed of the overspeed governor and maximum rated speed of the lift

The maximum tripping speed of the overspeed governor and the maximum rated speed of the lift must be calculated on the basis of the traction sheave's maximum tripping rotary speed as outlined above taking into account traction sheave diameter and car suspension.

$$v = \frac{D_{TS} \times \pi \times n}{60 \times i}$$

v = Tripping (rated) speed (m/s)
 D_{TS} = Diameter of the traction sheave from rope's centre to rope's centre (m)
 π = 3,14
 n = Rotary speed (rpm)
 i = Ratio of the car suspension

1.2 Use as braking element – part of the protection device against unintended car movement (acting in up and down direction) – permissible brake torques, tripping rotary speeds and characteristics

1.2.1 Nominal brake torques and response times with relation to a brand-new brake element

Size	Nominal brake torque * [Nm]	Max. tripping rotary speed [rpm]	Maximum response times** [ms]		
			with / without overexcitation		
			t_{10}	t_{50}	t_{90}
06-____	2 x 950 = 1900	300	100	180	260
06-____	2 x 600 = 1200	400	125	178	230
06-____	2 x 800 = 1600	400	100	155	210
10-____	2 x 1000 = 2000	300	100	130	160
10-____	2 x 1200 = 2400	300	100	143	185
10-____	2 x 1400 = 2800	300	100	160	220
10-____	2 x 1000 = 2000	500	100	130	160
10-____	2 x 1300 = 2600	500	100	155	210

Interim values can be interpolated

Explanations:

- * **Nominal brake torque:** Brake torque assured for installation operation by the safety component manufacturer.
- ** **Response times:** t_x time difference between the drop of the braking power until establishing X% of the nominal brake torque, t_{50} optionally calculated $t_{50} = (t_{10} + t_{90})/2$ or value taken from the examination recording

**Annex to the EU Type-Examination Certificate
No. EU-BD 906 of 2016-01-22**



Industrie Service

1.2.2 Assigned execution features

Size	Type of powering / deactivation	Brake control	Nominal air gap [mm]	Damping elements / adhesive foil integrated	Overexcitation
06-_____	Continuous current / continuous current end	serial or parallel	0.65	yes / yes	at double non-release voltage
10-_____	Continuous current / continuous current end	serial or parallel	0.65	yes / yes	at double non-release voltage

2 Conditions

- 2.1 Above mentioned safety component represents only a part at the protection device against over-speed for the car moving in upwards direction and unintended car movement. Only in combination with a detecting and triggering component in accordance with the standard (two separate components also possible), which must be subjected to an own type-examination, can the system created fulfil the requirements for a protection device.
- 2.2 The installer of a lift must create an examination instruction to fulfil the overall concept, add it to the lift documentation and provide any necessary tools or measuring devices, which allow a safe examination (e. g. with closed shaft doors).
- 2.3 The manufacturer of the drive unit must provide calculation evidence that the connection traction sheave – shaft – brake disc and the shaft itself is sufficiently safe, if the brake disc is not a direct component of the traction sheave (e. g. casted on). The shaft itself has to be statically supported in two points.
An evidence must be enclosed with the technical documentation of the lift.
- 2.4 The setting of the brake torque has to be secured against unauthorized adjustment (e. g. sealing lacquer).
- 2.5 The respective identification drawing according to the following table shall be included to the EU type-examination certificate for the identification and information of the general construction and operation and distinctness of the approved type:

Size	No. of the identification drawing	Date of stamp
06-_____	1 12 108011	09.03.2015
10-_____	1 12 107689	24.09.2012

- 2.6 The EU type-examination certificate may only be used in combination with the corresponding annex and enclosure (List of authorized manufacturer of the serial production). The enclosure will be updated immediately after any change by the certification holder.

3 Remarks

- 3.1 The brake moment effectively adjusted of one brake circuit will be marked at the blank after the type designation ERS FENIX 09 XX/_____.
- 3.2 In the scope of this type-examination it was found out, that the brake device also functions as a brake for normal operation, is designed as a redundant system and therefore meets the requirements to be used also as a part of the protection device against overspeed for the car moving in upwards direction and as braking element as part of the protection device against unintended car movement.
- 3.3 Checking whether the requirements as per section 5.9.2.2 of EN 81-20:2014 (D) have been complied with is not part of this type examination.

**Annex to the EU Type-Examination Certificate
No. EU-BD 906 of 2016-01-22**



Industrie Service

- 3.4 Other requirements of the standard, such as reduction of brake moment respectively brake force due to wear or operational caused changes of traction are not part of this type examination.
- 3.5 This EU type-examination certificate was issued according to the following standards:
- EN 81-1:1998 + A3:2009 (D), Annex F.7 and F.8
 - EN 81-20:2014 (D), part 5.6.6.11, 5.6.7.13
 - EN 81-50:2014 (D), part 5.7 and 5.8
- 3.6 A revision of this EU type-examination certificate is inevitable in case of changes or additions of the above mentioned standards or of changes of state of the art.

**Enclosure to the EU Type-Examination Certificate
No. EU-BD 906 of 2016-01-22**



Industrie Service

Authorised Manufacturer of Serial Production – Production Sites (valid from: 2016-01-22):

Company WARNER Electric Europe
Address 7, rue de Champfleür
BP 20095
49124 Saint Barthélemy d'Anjou - France

Company Altra Industrial Motion Shenzhen Co. Ltd.
Address Dabo Industry Zone
18 Huanzhen Road
Bogang County, Shajing Town
Baoan District, Shenzhen City
518104 Guangdong province - China (PRC)

- END OF DOCUMENT -

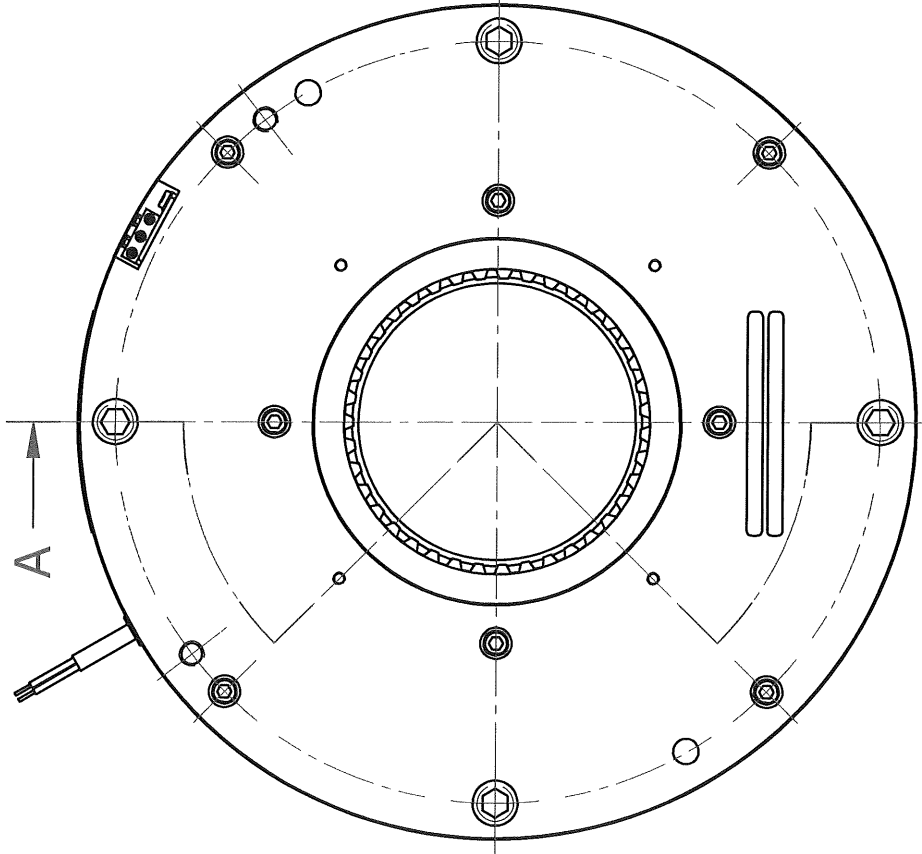
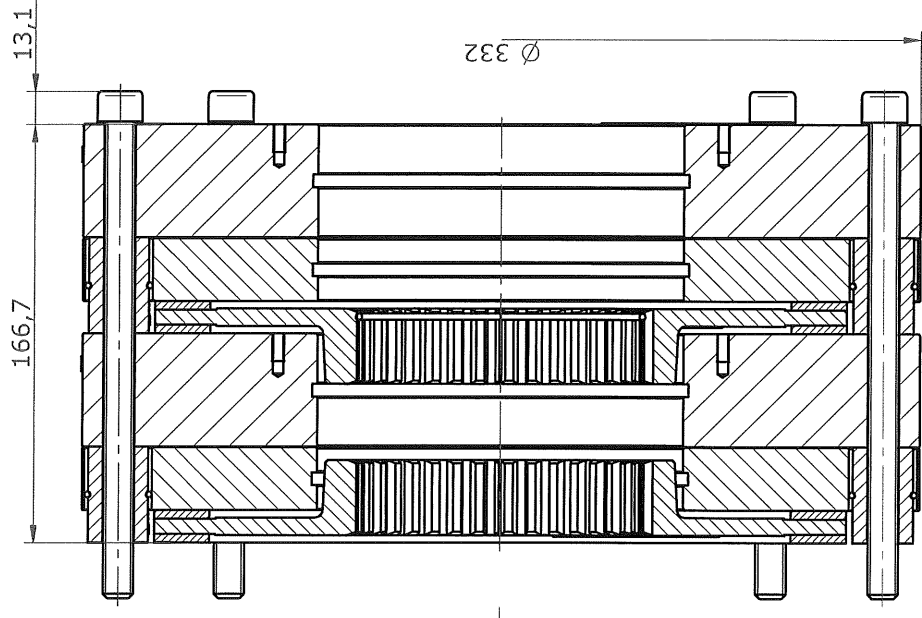
Les cotes sans indication de tolérances sont des cotes nominales.
 Untoleranced dimensions are nominal dimensions.

NOTES

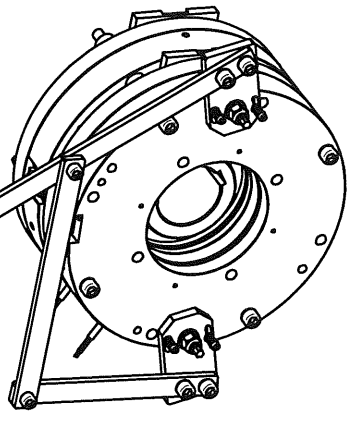
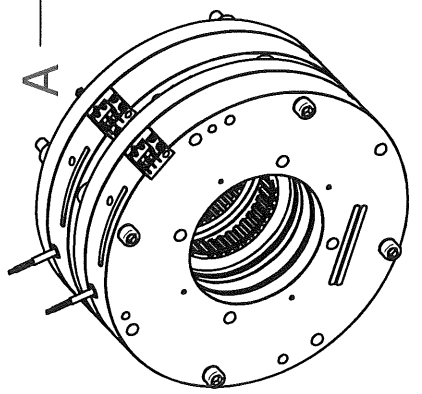
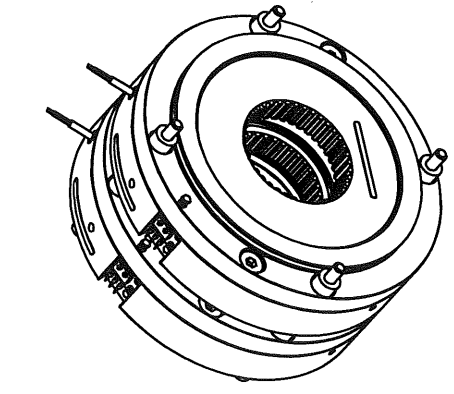
24. Sep. 2012
 - GEPRÜFT -

TUV SÜD Industrie Service GmbH
 Zentralbereich Fördertechnik-Sonderbauten
 Abteilung Aufzüge und Sicherheitsbauteile
 Vestendstr. 199, D-80686 München
 Der Sachverständige

M. K.



A-A



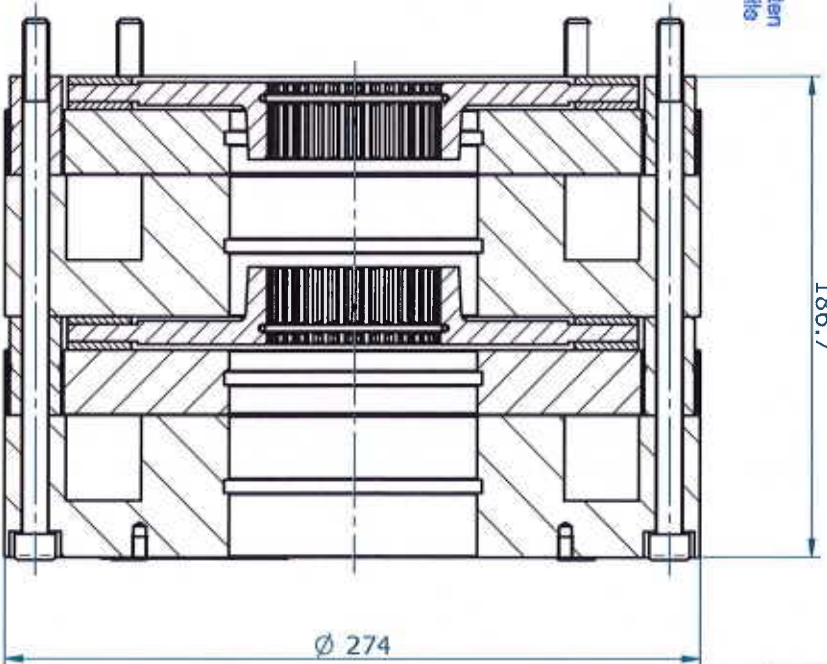

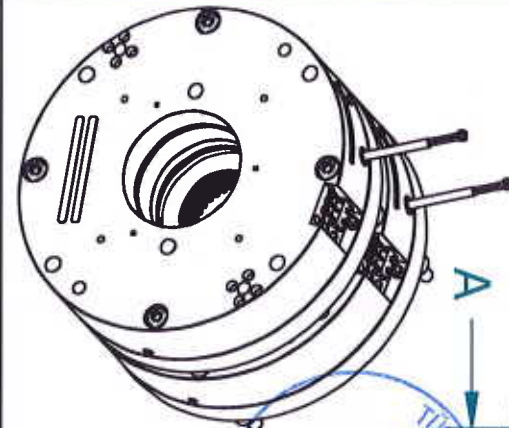
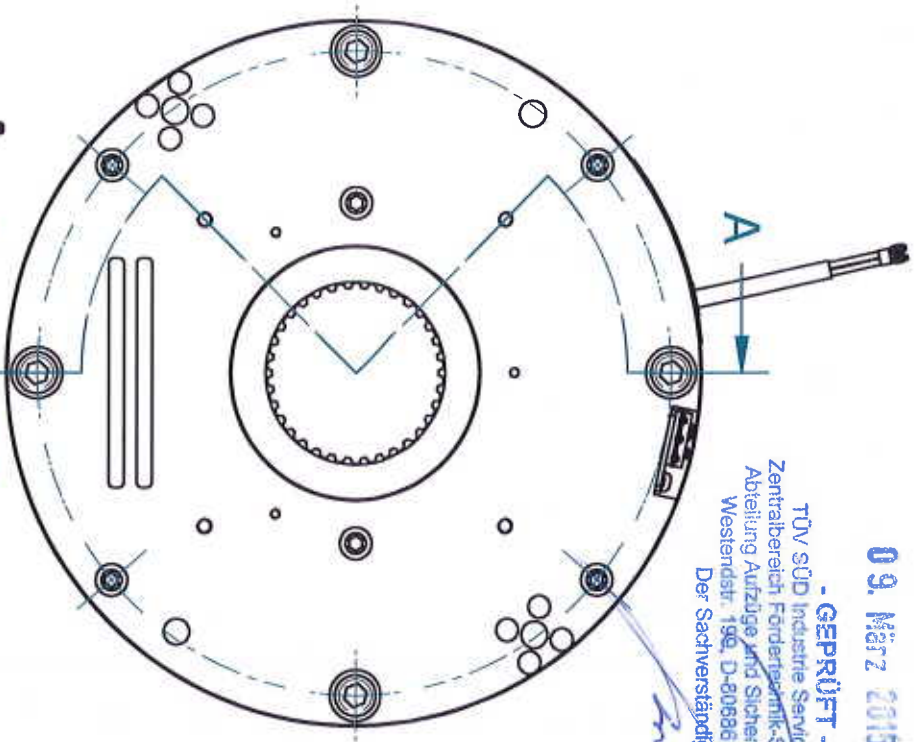
Client/customer: TUV	Customer ref:		PM	LT	REVISION	DATE	By	Ch.
Ms (Nm) : -	Dimensions in mm							
Md (Nm) : -	Manual/Notice : SMXXX							
n Md (min-1) : 500	Mass : 82.6 kg							
n max (min-1) : -	Scale: 1:1							
U (Vdc) : -	Insulation class (°C): F							
P20°C (W) : -	Ce plan est la propriété de Warner Electric Europe, il ne peut être divulgué ni reproduit entièrement ou partiellement, sans autorisation écrite.							
This document is the property of Warner Electric Europe, it cannot be disclosed or reproduced totally or partially, without written permission.								
Warner Electric Europe								
Design: Frein Electromagnétique Electromagnetic brake								
Type: ERS FENIX 09 10-_____								
N° 1 12 107689								

09. März 2015

- GEPRÜFT -

TÜV SÜD Industrie Service GmbH
 Zentralfachbereich, Fördererpolitik-Sonderzuzulen
 Abteilung Aufzüge und Sicherheitskaufleute
 Westendstr. 199, D-80686 München
 Der Sachverständige

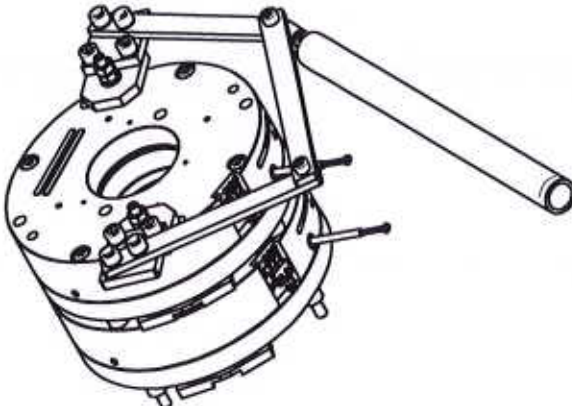
sm



A-A

NOTES

Les cotes sans indication de tolérances sont des cotes nominales.
 Untoleranced dimensions are nominal dimensions.




Last modifications in Blue
 Dernières modifications en Bleu

Client / Customer: TÜV	Customer ref:
Ms (Nm) :	Dimensions in mm
Md (Nm) :	Manual / Notes
n Md (min-1) :	SM
n max (min-1) :	Mass:
U (Vdc) :	Scale:
P 20°C :	69 kg
Insulation class (°C) :	1:1

Altra
 Electric Clutch Brake Group
 Wabinger Electronic • Murray International
 Inertia Dynamics • Warner Linear
 any third party.

DESIGN	REVISION	DATE	BY	CH.
FM	LT			
Drawn: M. Bouvier		Date: 05/12/2014		
Checked: XG		Date: 05/12/2014		
Design: Frein Electromagnétique Electromagnetic brake				
Type: ERS FENIX 09 06- HR				
Dwg No: 112108011				
SAP No: _____				

9.5 EU-Konformitätserklärung Bremse

<p>Warner Electric Europe 7, rue Champfleür B.P. 20095 49182 St Barthélemy d'Anjou</p>	<p>KONFORMITÄTSERKLÄRUNG ZUR EU-DIREKTIVE 2014/33/EU</p>	
---	---	---

Hiermit erklären wir, dass die hier aufgeführte Sicherheitskomponenten der Richtlinie 2014/33/EU ,Abschnitt 2 von Anhang III entsprechen, sowie die Richtlinie 2014/33/EU und die einschlägigen Bestimmungen der harmonisierten Norm EN81-20:2014 + EN81-50:2014 erfüllen.

Produkt -Typ: **Bremseinrichtung**

Nach den folgenden Spezifikationen :

Bremse	Artikelnummer	Zeichnung Nr.	Spannung	Nennmoment	EG Bescheinigungs-Nr. + NB		T10	T90
ERS VAR09 SZ800/800	30343291	I-112108048-c/d	24 Vdc	2x 800 Nm	EU-BD591	NB0036	110 ms	240 ms
ERS VAR09 SZ800/800	30343333	I-112108048-c/d	207 Vdc	2x 800 Nm	EU-BD591	NB0036	110 ms	240 ms
ERS VAR09 SZ800/600	30343340	I-112108048-c/d	207 Vdc	2x 600 Nm	EU-BD591	NB0036	110 ms	240 ms
ERS VAR09 SZ800 H/R	30343461	I-112108045-c/d	207 Vdc	2x 800 Nm	EU-BD591	NB0036	110 ms	240 ms
ERS VAR09 SZ1700/1200	30346146	I-112108138-c/d	207 Vdc	2x 1200 Nm	EU-BD591	NB0036	65 ms	155 ms
ERS VAR09 SZ1700/1200	30346145	I-112108138-c/d	24 Vdc	2x 1200 Nm	EU-BD591	NB0036	65 ms	155 ms
ERS VAR09 SZ1700/1200 H/R	30346144	I-112108141-c/d	207 Vdc	2x 1200 Nm	EU-BD591	NB0036	65 ms	155 ms
ERS FENIX 09 10-1000	30343395	I-112108041-c/d	207 Vdc	2x 1000 Nm	EU-BD906	NB0036	100 ms	160 ms
ERS FENIX 09 10-1000	30343417	I-112108041-c/d	24 Vdc	2x 1000 Nm	EU-BD906	NB0036	100 ms	160 ms
ERS FENIX 09 10-1000 H/R	30343419	I-112108037-c/d	207 Vdc	2x 1000 Nm	EU-BD906	NB0036	100 ms	160 ms
ERS VAR08 SZ1050/1000	30343705	I-112108060	180/90 Vdc	1000 Nm	EU-BD590	NB0036	125 ms	260 ms
ERS VAR08 SZ1700/1550	30343612	I-112108111	207/103 Vdc	1550 Nm	EU-BD590	NB0036	70 ms	200 ms
ERS VAR10 SZ2500/2500	30343459	I-112108033	207/103 Vdc	2500 Nm	EU-BD592	NB0036	70 ms	170 ms
ERS VAR10 SZ5000/5000	30343936	I-112108072-c/d	207/103 Vdc	5000 Nm	EU-BD592	NB0036	125 ms	255 ms
ERS VAR10 SZ5000/5800	30343941	I-112108072-c/d	207/103 Vdc	5800 Nm	EU-BD592	NB0036	130 ms	300 ms
ERS VAR07 SZ800/800 AZ	30315457	I-112108002	207 Vdc	2x 800 Nm	EU-BD819/1	NB0036	100 ms	150 ms

Warner Electric Europe
7, rue Champfleür
B.P. 20095
49182 St Barthélemy d'Anjou

KONFORMITÄTSERKLÄRUNG ZUR
EU-DIREKTIVE 2014/33/EU



Baujahr : Siehe Typenschild am Bauteil
Hersteller : Warner Electric Europe

Nach dem von der EG-Baumusternummer (siehe Tabelle oben) genannten Zertifikat unterer Stellen:

EG-Baumusterprüfung der genannten Stelle (NB)

TÜV SÜD Industrie Service GmbH
Westendstr. 199
D 80686 MÜNCHEN

Mit dem Qualitätsversicherungszertifikat Modul E N ° 2002/2820 / 013D der unteren Agentur abgedeckt:

AFNOR Certification NB 0333
11 rue Francis de Pressensé
93571, La plaine St Denis Cedex France

Funktion : Operational Quality Manager
Name : Fr. Lucie Godicheau
Datum : 15/04/16
Unterschrift :

WARNER ELECTRIC EUROPE
CS 20095
49182 ST-BARTHELEMY D'ANJOU CEDEX
Tél. 02 41 21 24 24
Fax. 02 41 21 24 00
E-mail : warnerelectric-eu.com